



ClorDiSys

US-EPA Registered Sterilant



Microbial Decontamination

Chlorine Dioxide Gas Equipment & Services


 Safest Fumigant Method

 Replaces EtO, Formaldehyde, and VPHP


 No Residues

 Complete Decontamination of all Surfaces and Crevices

 Fastest Cycle Times


 Effective Against all Viruses, Bacteria, Fungi, Spores, and Beta Lactams

True Gas at Room Temperature 

Guaranteed Dosage with Concentration Monitoring 

Safe on Materials 

No Cycle Development 

Decontamination of Isolators to Entire Buildings 

Stress Free Validation 

WHAT IS CHLORINE DIOXIDE?

Chlorine dioxide (CD) is a greenish-yellow gas with a chlorine-like odor recognized since the beginning of the 20th century for its disinfecting properties. It is widely used as an antimicrobial pesticide and an oxidizing agent in drinking water in addition to whitening paper for the pulp and paper industry.

Chemical Formula:	ClO ₂
Molecular Weight:	67.45 g/mole
Melting Point:	-59°C
Boiling Point:	+11°C
Density:	2.4 times that of air

ClorDiSys uses chlorine dioxide gas for its broad efficacy against microorganisms. It is applied in a number of different applications and industries to provide a 6-log (99.9999%) sterilization level decontamination. The rapid sterilizing activity of CD is present at ambient temperature and across a wide range of gas concentrations.

Measured and Controlled

Due to its yellow-green color, chlorine dioxide gas can be measured using a photometer. A photometer measures the absorbance of the gas (darker color = higher concentrations) which allows for a highly accurate, repeatable, and reliable measurement to ensure tight process control.

True Gas at Room Temperature

Chlorine dioxide is a true gas at room temperatures which enables it to fill the space it is contained within evenly and completely, just like oxygen in air. This property is essential when trying to eradicate pathogens from an area, as the gas will get everywhere and not allow anything to “hide” from it.

Different from Chlorine

While “chlorine” is in its name, chlorine dioxide gas is VERY different. Chlorine dioxide’s method of kill is oxidation, where chlorine kills through chlorination. Therefore, unlike chlorine, chlorine dioxide does not produce environmentally undesirable organic compounds and is safer on materials.

HOW DOES CHLORINE DIOXIDE WORK?

Chlorine dioxide acts as an oxidizing agent, which kills organisms by “stealing” electrons from cells, breaking their molecular bonds. The method and potency of chlorine dioxide gas prevents cells from mutating to a resistant form. This eliminates the need to rotate decontamination methods to prevent overuse and resistance. Additionally, because of the lower reactivity of chlorine dioxide, its antimicrobial action is retained longer in the presence of organic matter making it more effective than most other decontamination methods at killing within dust, dirt, and other organics.

IS CHLORINE DIOXIDE ENVIRONMENTALLY FRIENDLY?

Chlorine dioxide’s properties make it an ideal choice to meet the challenges of today’s environmentally conscious society. Chlorine dioxide gas is non-carcinogenic, leaves no residues or waste to treat or clean up, and does not deplete the ozone layer. It can be safely vented into the atmosphere in all parts of the world. It is used to treat drinking water and approved for organic crops on the USDA’s National List of Allowed and Prohibited Substances. (7 CFR §205.601)

HOW DOES CHLORINE DIOXIDE REACT WITH WATER?

While chlorine dioxide has “chlorine” in its name, it is very different from chlorine. Chlorine reacts with water to form hydrochloric acid, but chlorine dioxide does not and maintains a neutral pH in water. Gaseous CD is the only decontaminating fumigant that penetrates water, decontaminating both the water and the surface beneath. If liquid is present, the sterilization efficacy of CD is not affected.

CHLORINE DIOXIDE GAS: THE SAFEST FUMIGANT

All decontamination agents are dangerous as this is their function. However, gaseous chlorine dioxide can be used safer than other fumigation methods due to its chemical properties and safety profile.

SAFETY WARNINGS (SELF ALERTING)

The best safety feature with CD is that it is self-alerting. CD has an odor threshold at or below the 8-hour Time Weighted Average (TWA), so the user is self-alerted to exposure at a low level and the reliance on external sensors is not as imperative as it is with VPHP. This makes CD safer since the user is self-alerted before unsafe levels are reached. With VPHP, there is no odor to provide a warning of exposure. This dangerous trait is why natural gas is given a sulfur-like odor additive, to act as an alert of exposure. VPHP users (and surrounding colleagues) become aware of a harmful exposure only when coughing and choking occurs, therefore relying on external sensors to prevent adverse health effects.

SHORTER CYCLE TIMES

Chlorine dioxide is the fastest acting decontaminating gas or vapor. Various decontamination methods' cycle times range from 3½ hours to over 12 hours to decontaminate a 2500 ft³ room (70.8 m³). With normal aeration exhaust rates, a CD cycle would be about 3½ hours, formaldehyde would be about 12½ hours, and VPHP could be 10+ hours. VPHP has longer cycles because of the extended aeration times due to the nature of vapor condensation and absorption issues that do not apply with a true gas. Formaldehyde has long cycles because of long exposure times and the neutralization time. This means a potentially unsafe condition exists for a far shorter time when using chlorine dioxide.

LOWER CONCENTRATION LEVELS

Chlorine dioxide is typically used at lower concentrations for room decontamination. VPHP concentrations are typically 750-1500 ppm. Formaldehyde concentration is typically 10,000 ppm. CD concentration is typically only 360 ppm. Use concentrations for all agents are much higher than safe levels, however if something goes wrong, the higher concentration of formaldehyde and VPHP poses a greater risk.

EQUIPMENT LOCATED OUTSIDE THE TARGET CHAMBER

The ClorDiSys CD generating equipment is located outside the decontamination target chamber. If equipment is inside the chamber and an issue occurs, the user may have to enter with a decontamination agent present in order to shut it down. Since our CD generation equipment is located outside the chamber, if an issue occurs, the equipment can easily be shutdown by hitting the stop button located on the generator or simply pulling the plug.

QUICKER EMERGENCY AERATION

In case of an emergency during a decontamination, chlorine dioxide gas is quicker to aerate down to the 8-hour TWA compared to hydrogen peroxide based methods and formaldehyde, so the environment returns to a safe condition faster. If something goes wrong during the CD cycle, aeration can be started and in 30-45 minutes there will be no CD left (below the 0.1 ppm TWA). If something goes wrong during a VPHP cycle, catalytic conversion starts and this typically takes 12 hours. If direct aeration is utilized, this also takes hours to remove the VPHP from the room. (See "Shorter Cycle Times" above.)



CARCINOGENICITY

Formaldehyde is "known to be a human carcinogen" as described by the US National Toxicology Program. The ACGIH designates VPHP as an A3, Confirmed Animal Carcinogen with Unknown Relevance to Humans. Chlorine dioxide gas is not considered to be carcinogenic, and the ACGIH does not list CD as a carcinogen of any kind. CD gas is used to treat fruits, vegetables, poultry, and other foods as well as drinking water.

COMPLETE DECONTAMINATION

Chlorine dioxide and formaldehyde are gasses that reach and penetrate all surfaces and crevices, unlike vapors which have trouble guaranteeing complete coverage and penetration. As the only decontaminating agent able to penetrate water, CD gas decontaminates the water and the surface beneath it. If the decontaminating agent cannot reach ALL of the dangerous organisms, at the proper concentration, for the prescribed amount of time, then a complete decontamination will not occur and worker safety is compromised. CD gas is able to be accurately measured in realtime using a UV-vis spectrophotometer, allowing for the correct concentration and exposure levels to be met every time, making it very reliable.

CHLORINE DIOXIDE GAS APPLICATIONS

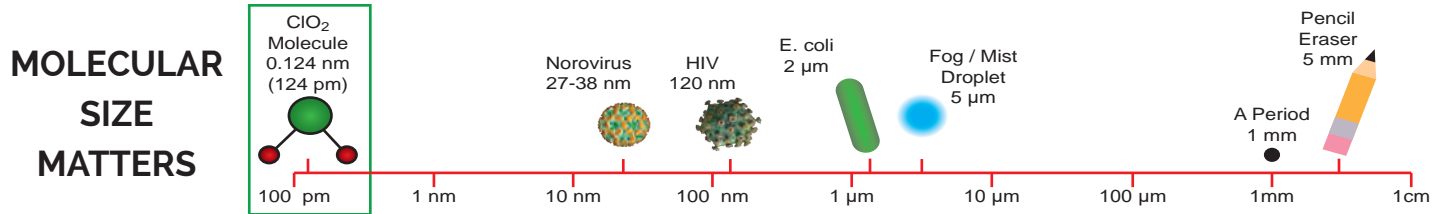




Chlorine dioxide gas can be utilized for a multitude of applications in a variety of industries. Chlorine dioxide gas is not affected by environmental factors and is not subject to dew-point or condensation issues making it a versatile decontamination agent effective in all types of environments.

METHOD COMPARISON: EFFICACY

Being a true gas, chlorine dioxide observes natural gas laws meaning that by nature, it will uniformly fill any space where it is introduced. Hydrogen peroxide vapor on the other hand, is not a true gas and will start to condense back into its liquid state at temperatures below 228°F (109°C), negatively affecting its distribution and penetration abilities. This "Vapor vs. Gas" differentiation leads to many of the differences between the two methods.



	CHLORINE DIOXIDE GAS	VAPOR PHASE HYDROGEN PEROXIDE	PEROXIDE/PERACETIC ACID FOGGING
DISTRIBUTION Contact is essential. Poor distribution leads to poor decontamination.	Follows natural gas laws to achieve complete and uniform distribution throughout space.	Hydrogen peroxide vapor is poor at passive diffusion because of hydrogen bonding characteristics. ¹	Since it's heavier than air, it has difficulty getting under or behind objects.
PENETRATION Cracks, crevices, gaps, and pipe threads are commonly found in rooms/chambers.	Able to penetrate into cracks, crevices, and some organic materials.	Unable to penetrate well due to tendency to condense on surfaces, and unable to penetrate gaps of 5mm (0.196") ² .	Unable to penetrate well due to its typical size of 5-15 microns versus 1-2 microns for the organisms.
RELATIVE HUMIDITY Increased humidity levels are essential in all spore reduction. However, the higher the Rh, the greater the risk of damaging electronics.	Typical range is between 60-75%.	Initial levels vary but final levels typically exceed 85%.	Initial levels vary but final levels typically exceed 85%.
CONCENTRATION MONITORING	Integrated, validated photometric sensor which measures concentration accurately in real-time.	Chemical sensor may be integrated at extra cost. Inaccurate concentration monitoring due to condensation and non-uniform distribution within space.	The solution concentration can be verified, but the treatment concentration cannot due to condensation and non-uniform distribution within space.
EPA REGISTRATION Product labels must be read for approved applications.	YES	YES	YES/NO

1. Orlowski, Martin. Redefining Decontamination Safety. ALN Magazine, March 2011.

2. Steris Case Study M1941, Industry Review: Room Decontamination with Hydrogen Peroxide Vapor. Publication ID #M1941EN.2002-09 Rev. C, Steris, 2000.

Chlorine Dioxide Gas vs. Vapor Phase Hydrogen Peroxide

Chlorine dioxide gas offers a much more flexible process than hydrogen peroxide, allowing it to work more reliably across various applications and conditions.

CYCLE DEVELOPMENT	CHLORINE DIOXIDE (CD)	VAPOR PHASE HYDROGEN PEROXIDE (VPHP)
ROOM VOLUME	Volume does not affect CD cycle development. Volumes up to 70,000 ft ³ (1982 m ³) are achievable with one generator.	Volume DOES affect cycle development.VPHP generators have volume capacities between 8,000 and 12,000 ft ³ (226.5-339.9 m ³) with realistic capacities around 2,000 ft ³ (56.6 m ³).
ROOM SHAPE	Room shapes do not affect the cycle for CD. As a true gas at room temperatures, chlorine dioxide naturally disperses everywhere.	Room shape DOES affect cycle development as VPHP is injected in a line-of-sight fashion.Whatever cannot “be seen” by the generator cannot be contacted directly by VPHP and may not receive sufficient concentration to achieve full decontamination.
SHADOW AREAS/ LOADING WITHIN A SPACE	The amount of equipment and its location within a space does not affect a CD cycle. Gasses get everywhere.	The amount of equipment and its location within a space DOES affect a VPHP cycle. Equipment and items in the room can act as barriers to the VPHP distribution, blocking the line-of-sight between other surfaces and the generator. As such, cycles must be developed and validated whenever the amount, or location of equipment, changes to ensure proper decontamination.
TEMPERATURE	CD exists as a gas at temperatures above 52° F (11° C). As a true gas, CD gets great distribution naturally and automatically. No affect on cycle development. At use concentrations, chlorine dioxide remains a gas to much lower temperatures.	Temperature DOES affect the cycle as hydrogen peroxide has a boiling point of 228° F (109° C). At temperatures below this, hydrogen peroxide starts condensing back to the liquid state.This limits its movement causing non-uniform distribution and concentration with some areas not getting enough VPHP to achieve full decontamination, since colder areas and surfaces scavenge VPHP from warmer surfaces and areas.This property clouds the success and repeatability of cycles.
STARTING RELATIVE HUMIDITY LEVEL NOTE: All decontamination methods need elevated Rh for spore log kill	Starting Rh level does not affect the cycle. Humidity is added independently from CD gas.	Starting humidity DOES affect the VPHP cycle. Humidity is added to an environment along with VPHP as it is generated by vaporizing a hydrogen peroxide/water mixture.With humidity levels affecting dew points and condensation of VPHP, the initial Rh level can significantly impact the decontamination process, as higher Rh levels will cause faster condensation and further limit its distribution.
INJECTION RATE	Cycles always use the same injection rate. No affect on cycle development.	Room geometry, room volume, and the amount of equipment within the room DOES affect the injection rate used in a cycle. The proper injection rate needs to be determined through testing and validation runs which must be performed for each room and every time the amount and location of equipment changes.
WET SURFACES	CD can penetrate water and decontaminate it and the surface beneath it. No affect on cycle development.	The presence of wet surfaces DOES affect VPHP cycles. VPHP dilutes and breaks down in water and is unable to decontaminate it or the surface beneath.

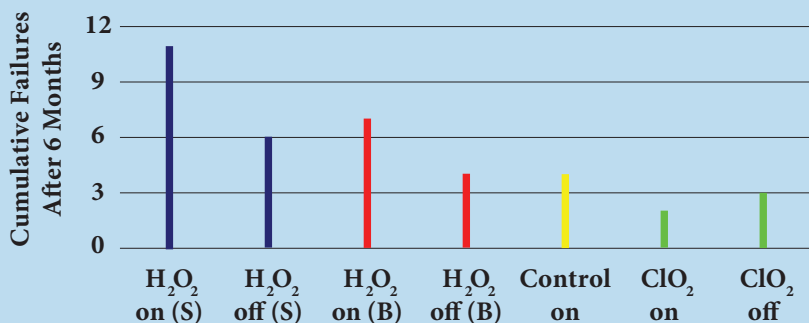
MATERIAL COMPATIBILITY

Chlorine dioxide is an oxidizer, as is hydrogen peroxide, ozone, bleach, and many other decontaminating agents. However, CD gas is the gentlest on materials among those options, due to its lower oxidation potential. A higher oxidation potential means it's a stronger oxidizer and more corrosive. Chlorine dioxide has an oxidation potential of 0.95V, which is lower than other commonly used decontaminating agents.

Biocidal Agent	Oxidation/Corrosion Potential (V)
Ozone	2.07
Peracetic Acid	1.81
Hydrogen Peroxide	1.78
Sodium Hypochlorite	1.49
Chlorine Dioxide	0.95

While scientifically less corrosive, chlorine dioxide gas has a bad reputation due to the link with chlorine as well as the other chlorine dioxide products that lack the purity that our process uses. Other methods of generating chlorine dioxide mix an acid and a base which forms a chlorine dioxide solution which is then off-gassed to fumigate a space. That generation method produces two acidic components, acidified sodium chlorite and chlorous acid, alongside chlorine dioxide which makes these methods more corrosive. Our method of generating pure chlorine dioxide gas is accomplished by passing a low concentration chlorine gas through a proprietary sodium chlorite cartridge to convert the chlorine gas into pure chlorine dioxide gas. This allows our process to be safe when decontaminating stainless steel, galvanized metals, anodized aluminum, epoxy surfaces, electronics, and the most common materials of construction. Typically, if water will not corrode an item, neither will our CD.

The US EPA shows that hydrogen peroxide is more corrosive than chlorine dioxide gas



Ref: Emily Snyder, "Indoor and Outdoor Decontamination" Presentation at the EPA Region 9 / ORD Homeland Security Research Workshop, July 14, 2011 San Francisco, CA.

The US EPA performed a study comparing the material compatibility of chlorine dioxide gas and two hydrogen peroxide vapor systems on computers. CD Gas had the least failures, while hydrogen peroxide was shown to have more failures, especially when the computer fans were turned on (signified by the "on" columns in the graph). The fans brought higher concentrations of moisture and hydrogen peroxide into the computer itself which caused more damage than when the fans were off.


DRY STERILIZATION


Our chlorine dioxide gas is generated through a completely dry process, leaving no concern over liquid-sensitive materials or components being affected.

RESIDUE FREE

Our CD Gas does not leave a residue on equipment and surfaces after a decontamination. Once the gas has been removed, the area is safe and does not require additional cleanup.

CD has been used to decontaminate interior components of a \$3 Million Transmission Electron Microscope with no adverse effect.





OUR GENERATION METHOD

Not all chlorine dioxide products are equal. Our CD gas generators produce a pure chlorine dioxide gas without the acidic byproducts typical of other chlorine dioxide products.

OXIDATION POTENTIAL

Pure chlorine dioxide has a lower oxidation/corrosion potential than ozone, peracetic acid, hydrogen peroxide, and bleach. This means chlorine dioxide is safer on materials than those chemicals.

IF YOU DON'T TRUST US, TEST US!

We offer free* material compatibility testing for items you are concerned about.

*ClorDiSys will expose your items/equipment to chlorine dioxide gas and return to you for observation and testing. Testing is free for small items or batches less S/H. For large items or extended testing, please call.

CONTRACT STERILIZATION SERVICES



ClorDiSys offers Contract Sterilization Services where we can decontaminate your items, equipment, supplies, and products at our facility, then ship them back to to your facility or onward to a 3rd party facility. ClorDiSys uses chlorine dioxide gas for sterilization of components instead of gamma irradiation, ethylene oxide gas, or electron beam methods. Turnaround time is traditionally 24 hours, with items typically being shipped back the day after they arrive. Upon completion, a Certification Sheet is issued describing the process and showing the sterilization cycle data.

COMMON APPLICATIONS

- Sterilization of components before entering a clean facility
- Equipment contaminated with amplicons, beta lactams, or mold
- Computers, printers, keyboards, and routers
- Electronics (RFID tags, monitoring instruments, microscopes)
- Supplies (Shoes, safety glasses, clothing)
- Sterilization of sterile products manufactured in a non-sterile facility
- Medical items
- HEPA or Sterilizing Filters



PORTABLE CHLORINE DIOXIDE GAS GENERATORS

The ClorDiSys family of portable chlorine dioxide gas generators all automatically control the decontamination process. They have the capability to interface with nearly any chamber or room, as well as building management systems. The generators are manufactured using industrial components, feature password protected HMI's, and have cycle management systems with real time trending. Easy to learn and easy to use, our portable CD generators are perfect for routine decontamination. No cycle development is needed. The same cycle works regardless of the application or space.



MINIDOX - M™ Sterilization System

- Accurate CD Gas concentration monitor ensures every cycle is effective
- Able to decontaminate spaces from 1 ft³ to 70,000 ft³ (1,982 m³)
- Fully automated process
- Efficiently decontaminate any enclosed space
- Simple control system and interface
- Multiple alarms and checkpoints for increased safety
- Dual data storage via paper printout and USB drive
- No required maintenance contracts
- Injection tubing can fit under most doors without any modifications
- Remote monitoring with laptops, tablets, and smartphones available

IDEAL APPLICATION: Any facility looking to decontaminate rooms, isolators, equipment, or supplies

MINIDOX-B™

The Minidox-B offers cost savings compared to the Minidox-M by removing the concentration monitoring system. This makes the Minidox-B closely comparable to Hydrogen Peroxide generators in that they inject based on volumetric calculation. It can be used on any room or chamber sized between 1-20,000 ft³ (566 m³).

MINIDOX-L™

A smaller, more economical gas generation system designed for use in any chamber under 300 ft³ (8.5 m³) such as an isolator, incubator, HEPA housing, or a Biological Safety Cabinet (BSC). It includes a BSC interface plate, carbon-based scrubber for removal of CD gas, and required tubing.

MINIDOX-MC™

The Minidox-MC is an all-in-one CD gas generation system designed for simple and effective decontamination and sterilization of small items. It combines a Minidox-M Gas Generator, a sterilization chamber, and an integrated aeration system to provide a full sterilization cycle with the touch of a single button.

IDEAL APPLICATION:
Small items, electronics, and sensitive items



CLORIDOX-GMP™

The Cloridox-GMP Sterilization System can be used on any room or chamber sized between 1-70,000 ft³ (1982 m³). The system can also be attached to most vacuum chambers to provide a method for component or product sterilization as well. The Cloridox-GMP features fully validated software and comes standard with an accurate, real time concentration monitor, allowing for tight process control, easy validation, and repeatability.

IDEAL APPLICATION: GMP facilities or facilities where vacuum cycles need to be conducted in addition to the decontamination of rooms, isolators, or equipment.



MEGADOX - P™

The Megadox-P chlorine dioxide gas generation system provides a rapid and highly effective method to decontaminate large volume areas up to 280,000 ft³ (7,928 m³), including rooms, isolators, passthroughs, cleanrooms, etc.

The Megadox-P is portable in design with the same dimensions as a standard pallet for fast transport around a facility or around the world. All instrumentation, including the concentration monitoring system, can be easily calibrated to traceable standards.



STERIDOX-VP™

The Steridox-VP Chlorine Dioxide Gas Vacuum Sterilizer provides a rapid and highly effective method to sterilize medical devices, sterile products, instruments, and components at ambient temperatures. It includes a highly accurate sterilant monitoring system making it repeatable and easily validatable.

It is available in a variety of sizes to meet your processing needs. Automated sliding doors are also available.



AUXILIARY EQUIPMENT

PASS-THROUGH CHAMBERS

ClorDiSys offers custom pass-through chambers for your facility complete with decontamination ports and HEPA filters. They can be fabricated using either stainless steel or polypropylene depending on your facility's needs and applications. Pass-through chambers are fitted with two sealed doors and can be fabricated to any size. They help meet the proposed new EU standards.

IDEAL APPLICATION: A way to decontaminate most items so they can be safely brought into a clean facility or removed from a hazardous environment.



PORTABLE DECONTAMINATION CHAMBER

ClorDiSys' Portable Decontamination Chamber offers the ability to decontaminate small and medium sized equipment and components inside a portable chamber rather than in an entire room or a large fixed chamber. This allows for a quicker, more cost effective and versatile decontamination cycle by reducing the amount of time and consumables used.

The Portable Decontamination Chamber comes equipped with all necessary connections to easily interface with our Chlorine Dioxide Gas Generators. As both the chamber and the Gas Generators are easily portable, this allows for a decontamination station to be set up anywhere in your facility. Contaminated components can then be treated near the point of contamination reducing the possibility of spreading the potential risk.



DECONTAMINATION ROOM DOOR

The Decontamination Room Door allows you to turn any room into a sterilization/decontamination room. This door provides a cost effective method to decontaminate components, parts, supplies, and equipment entering a "sterile" or "clean" facility at room temperatures and without the need for a specialized chamber. It can also be used as an exit chamber for a BSL area, providing significantly better efficacy than spraying and wiping. The door utilizes a long lasting, non-inflatable gasket so that sealing a door using tape is not required. An optional interlock and control system is available. The door is available in a variety of sizes to meet your facility needs.

IDEAL APPLICATION: Facilities looking to decontaminate components, parts, supplies or equipment entering a clean facility or exiting a BSL facility.



ISOLATORS

ClorDiSys' isolators are custom fabricated from durable polypropylene or stainless steel and made to any size specification. Whether it is a transfer isolator, glovebox, or passthrough box, our isolators and chambers can be fitted with glove ports, Rapid Transfer Ports (RTP), biological research ports and a variety of other components. A viewing window can act as visual confirmation that gas is everywhere and further verifies chlorine dioxide's distribution and penetration properties.

IDEAL APPLICATION: An easy way to decontaminate most items so they can be safely brought into a clean facility or removed from a hazardous environment. Components can be packaged in Tyvek™ to maintain sterility.



EQUIPMENT DECONTAMINATION CHAMBER

The Equipment Decontamination Chamber is designed for use with any ClorDiSys CD generator. Replacing the “Spray & Pray” approach, the Equipment Decontamination Chamber can be utilized to completely “sterilize” components entering a “sterile” or “clean” facility at room temperatures. Items can also be decontaminated before removal from a dirty area into a clean area without the concern for cross contaminations. It provides the ability to rapidly and effectively decontaminate computers, electronics, medical devices, sterile products, instruments, components, calibration equipment, HEPA filters, PPE, shoes, etc. at ambient temperatures. The equipment is available in a variety of sizes to meet your facility’s needs and constraints including a dual door option. We also fully integrate with BetterBuilt, Lynx, Tecniplast, Girton, Schyler, Buxton Scientific, and other manufacturers.



IDEAL APPLICATION: Decontaminating incoming equipment or supplies into a research or production area.

“TRUE” STERILIZATION OF MEDICAL DEVICES




Chlorine dioxide gas (CD) is able to provide true sterilization, similar to EtO for medical devices. While EtO is a very effective sterilant, CD has many benefits over EtO for a variety of applications. Both are gasses which have the ability to reach all of the individual organisms to provide 6-log sporicidal kill. The CD concentration can easily be measured with a built-in UV-VIS spectrophotometer ensuring the efficacy of every cycle and allowing for parametric release.

Chlorine dioxide is the method usually recommended when devices have imbedded batteries which are not affected by CD. CD does not get absorbed into materials like EtO does, so an aeration time of under 30 minutes is typical.

CD is also not listed as a carcinogen. In almost all locations, it can simply be exhausted to the environment rather than needing to be scrubbed with hazardous solutions. It is non-flammable and non-explosive at use concentrations, so it does not require expensive damage limiting construction.

Treatment cost can be as low as \$5 per load. Most devices would not require an expensive vacuum sterilization chamber, simply a sealed chamber such as an isolator or box. FDA people are anxious to see its expanded use because of all of the benefits over non-gaseous methods.



INDUSTRY PROVEN APPLICATIONS INCLUDE:

- implantable contact lenses
- artificial limbs
- suture products
- bones and bone powders
- surgical kits
- endoscopes
- and many different small electronic devices.

CONNECTION PLATES

Multi-Room Distribution System - Distribution Plate & Ceiling Plate

The Multi-Room Distribution system allows a facility to store and operate a CD Gas Generator from a single location and decontaminate rooms up to 500 ft away. The CD Gas Generator connects to the Distribution Plate which is connected to multiple rooms and chambers via the Ceiling Plate. This allows for the generator to be stationed outside of a containment or BSL area so that it can easily be used both within/outside the barrier. This system uses small plastic tubing instead of the costly heat-traced and insulated piping required for VPHP distribution systems.

IDEAL APPLICATION: For use in a facility that has rooms in both unrestricted and restricted (cleanroom or BSL) areas to decontaminate, such that the CD Gas Generator can stay outside the restricted area and connect to rooms both inside and outside the restricted area.



Tubing and wiring is run from distribution plate to the ceiling plate



Door Plate

The Door Plate provides an easy interface between a CD Gas Generator and a room that will frequently undergo decontamination. It incorporates valved tubing connectors such that the room is sealed even when disconnected from the CD Gas Generator.

Under Door Plate

The Under Door Plate provides a portable, easy-to-seal interface between a CD Gas Generator and a room. It comes standard with all ClorDiSys generators. It is ideal for a facility with many different rooms that they wish to decontaminate, as one Under Door Plate can be used throughout the facility.



Wall Plate

The Wall Plate is used as an interface between the CD Gas Generator and a room. It also allows for a quick and easy connection to the room via valved tubing connectors. Sized to replace a mason block, the wall plate is available for stud walls as well.

CD-TABS™ Chlorine Dioxide Generating Tablets



CD-TABS™ offer a simple method for generating chlorine dioxide liquid. Simply drop one tablet into a gallon of water to produce a generic, 100 ppm solution of liquid chlorine dioxide. CD-TABS™ are inexpensive and easy to use and provide a non-acidic, chlorine dioxide odor-control solution. If higher concentrations are desired, simply add another tablet.

Chlorine dioxide keeps all of its properties when dissolved in water.

Acidic by-products generated by most other liquid methods can cause harm to equipment and surfaces. CD-TABS™ create a neutral pH solution and won't cause these issues.




CSI 3000™ Liquid Chlorine Dioxide Concentrate

CSI 3000™ is EPA-registered (#75757-2) pure chlorine dioxide concentrate. No on-site mixing or “activation” is required, just dilute from the 3000 ppm to your use concentration. It is used to control microorganisms in food, research, production, pharmaceutical and agricultural applications. It is easier to apply, safer to handle, and more effective than chlorine or bromine-based products.

APPLICATIONS:

- General disinfectant
- Spraying room surfaces
- Commercial potable water systems
- Recirculating cooling water systems
- Reverse Osmosis (RO) and Nanofiltration membranes
- Cooling towers and heat transfer systems



Illuminox™ System

The Illuminox™ is a tabletop gaseous chlorine dioxide treatment system to meet your small scale needs with a simple, low cost system. Using a novel generation technology, you can simply place the item you need treated in a ClorDiSys SteriPouch™ and place it inside the Illuminox™ chamber. Typical cycle times range from 2 to 3 hours depending on the size of the SteriPouch™ that is used.

Treatment should be verified by user.

DECONTAMINATION SERVICES

Decontamination Services can be utilized for a variety of applications from tented pieces of equipment and small chambers up to entire facilities. ClorDiSys has the capability to decontaminate areas over 4,000,000 ft³ (113,267 m³). **Services can be arranged for contamination response or preventive control needs.** They can be scheduled as needed or contracted for routine prevention, scheduled maintenance, and shutdown periods.

Chlorine dioxide gas is able to reach and kill all organisms wherever they are hiding. **CD gas naturally fills the area it is introduced into evenly and completely, and penetrates deeper into crevices than pathogens can hide because its molecule size is smaller than the smallest viruses and bacteria, resulting in complete kill.** This allows a better decontamination than traditional sanitation methods such as sprays, mists, fogs, foams, and vapors.

Only gaseous decontaminating agents are **truly effective in areas that are difficult to reach such as floor drains, HVAC grills, beneath furniture and components, inside of cabinets, hinges, pipe threads, instruments,** and other difficult to reach areas. CD is non-carcinogenic, does not require neutralization, leaves no residues, and provides an extremely fast method for decontamination.

SERVICE CONTRACTS ARE AVAILABLE FOR MONTHLY, BI-MONTHLY, QUARTERLY, OR YEARLY OCCURRENCES.

DECONTAMINATION SERVICE CASE STUDIES

DEVELOPMENT OF RESPONSE PLAN AND PROTOCOL FOR MMV or MOLDS

To minimize downtime if a facility becomes contaminated with molds, MMV, or other unwanted organisms, preplanned decontamination protocols can be put into place. ClorDiSys can work with your Operations, Engineering, and QA Personnel to develop a response plan and document it in a protocol. Advantages include: plan arranged prior to the actual crisis when resources are available; time savings with a simple phone call initiating action response; and cost savings with a pre-negotiated treatment cost.

RENOVATION

A 35,000 ft³ facility was being completely renovated to update everything from its ventilation system to its equipment and casework. Prior to moving back into the facility, the area was decontaminated in order to provide a guaranteed sterile environment for research. Decontamination took one day and included all rooms, hallways, and supporting ductwork. The floors above and below the facility were occupied throughout the decon with no chlorine dioxide gas detected and no adverse effects seen.



OCCUPIED SPACES SURROUNDED BY ROOMS BEING GASSED

A facility in Australia had three occupied rooms within its vivarium; a holding room and its adjoining procedure and necropsy rooms. These rooms were surrounded by contaminated holding and procedure rooms being gassed with chlorine dioxide. The occupied rooms were monitored for leakage throughout the decontamination. During the process, no leaks were observed in any of the areas, and all biological indicators were killed.

DUCTWORK

In some cases, facilities are interested in just decontaminating their ductwork and not the accompanying rooms. An eight room HIV lab was built with an undersized HVAC system and was looking to replace it with a correctly sized unit. There was concern as to whether or not the exhaust ductwork was contaminated from the research performed within the lab, so a decontamination was scheduled. A recirculation loop was setup in order to ensure that the gas was migrating throughout the entire length of ductwork. Biological indicators were placed in the ductwork and the recirculation loop in order to prove efficacy. All biological indicators were dead upon completion.

"Decontaminating the Difficult since 2001"

BSL-3 LAB

A BSL-3 influenza laboratory undergoes a yearly decontamination using chlorine dioxide gas during a facility shutdown. All equipment is left within the space during the decon, as the gas will reach and contact all surfaces within the lab. Results are shown through the placement of 40 biological indicators at various locations throughout the lab. Some locations include closed drawers, inside and behind Biological Safety Cabinets, underneath tabletop equipment, as well as easy locations such as floors, ceilings and walls.

AMPLICONS

Chlorine dioxide gas was validated by PCR equipment manufacturers and is proven effective against amplicons. CD gas can inactivate them in rooms or on equipment, so there is no risk of cross contamination causing misreads on subsequent analysis. As a true gas, it will reach all areas of your room and equipment surfaces including the inside of most equipment. Equipment can also be sent to ClorDiSys for treatment. After inactivation, analysis equipment can be used for testing with no risk of contamination or false readings.

HEPA HOUSING

While HEPA filters can block the flow of liquid/vapor based decontamination methods, gasses like chlorine dioxide are able to travel through the HEPA filter with no problem, making the decontamination quick and easy. A BSL3 facility routinely decontaminates their HEPA housing with CD gas. In order to monitor and control the process, a recirculation loop is setup and the gas is injected at the entrance to the HEPA Housing and monitored at the exit to make sure the entire housing reaches the proper dosage.



BETA-LACTAMS

Chlorine dioxide gas is proven effective against Beta-Lactams and validated to inactivate them on equipment or in rooms, so there is no risk of allergic exposure. The validation consisted of testing to achieve a 3-log inactivation of eight different Beta-Lactams. After inactivation, equipment and buildings can be used for non-Beta-Lactam products.

FACILITY DISINFECTION POST MAINTENANCE SHUTDOWN

Yearly planned maintenance shutdowns create dirty environments since foreign equipment, tools, and people enter the clean areas. Previously, this 300,000 ft³ facility underwent three cycles of detergent cleaning and water rinse followed by three treatments with Spor-Klenz. This required over a dozen personnel with mops and buckets over multiple shifts and a minimum of a week's worth of time. The process was costly (consumables alone cost approximately \$100,000) and had inherent failures in the process since it was a laborious manual process. The facility switched to chlorine dioxide gas decontamination. The result was a disinfection cost of under \$100,000; a time savings cost of three days, and efficacy improved to a complete 6-log sporidical kill.

TRANSPORT VEHICLES

Multiple facilities use chlorine dioxide gas to decontaminate their trucks, vans, and shipping containers. Transport vehicles can be decontaminated in between deliveries to prevent cross-contamination. With CD gas, this process takes just three to four hours from start to finish. Another facility uses shipping containers to decontaminate equipment from their facility as an external decontamination chamber.




MULTI-STORY RESEARCH FACILITY

A new, four floor, 370,000 ft³ facility in Singapore consisted of laboratories, animal holding rooms, procedure rooms, autoclaves, meeting rooms, office areas, cold rooms, storage rooms, and other areas. All four floors of the facility were decontaminated at the same time using chlorine dioxide gas. Equipment was operated from a single location outside of the barrier on the third floor with tubing transporting the chlorine dioxide gas up to 200 ft away on the other floors. All equipment was in place prior to the decontamination such that it did not need to be autoclaved into the facility.

DISINFECTION SERVICES

Ultraviolet Light Disinfection Services



ClorDiSys offers UV Light disinfection services for contamination response or routine preventive disinfection. Rooms, vehicles, and other enclosed spaces can be disinfected quickly and safely using this chemical free, residue free process. UV is effective against a broad spectrum of microorganisms including viruses, bacteria, molds, and even spores.

A holding room was treated with UV light to eliminate a Mouse Parvovirus contamination. UV light works in a line-of-sight fashion, so multiple UV treatments took place to disinfect all sides of the equipment and animal racks.

Chlorine Dioxide Fogging Disinfection Services

ClorDiSys provides disinfection fogging services with liquid chlorine dioxide. Liquid chlorine dioxide is sprayed onto surfaces using a handheld fogger. Handheld foggers are used, so a trained technician is able to reach more surfaces than a stationary fogger by opening drawers, cabinets and enclosures and changing the angle of application in order to minimize shadow areas which are not being contacted. Liquid chlorine dioxide is applied at concentrations capable of eliminating all viruses, bacteria, fungi and spores.



A new facility was disinfected by fogging with a liquid chlorine dioxide to provide a clean start for research taking place within the facility. A high concentration liquid chlorine dioxide was fogged throughout the facility similar to a hydrogen peroxide vapor treatment. A team opened drawers, cabinets, and equipment in order to ensure that all visible surfaces were sprayed and treated with liquid chlorine dioxide. This method offers a level of disinfection comparable to utilizing VPHP.

ULTRAVIOLET LIGHT DISINFECTION

In addition to chlorine dioxide gas, ClorDiSys offers a line of Ultraviolet Light products and services.

EPA Est. #80802-1

WHAT IS UV EFFECTIVE AGAINST?

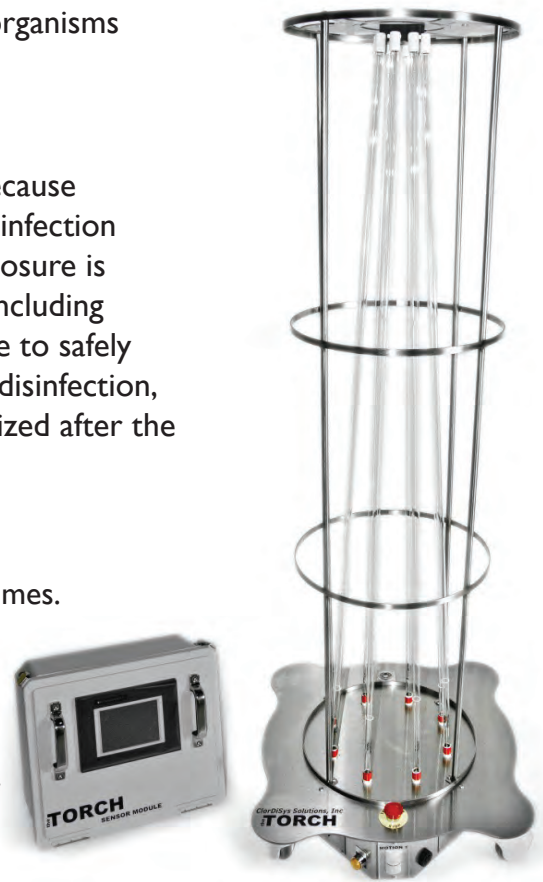
UV has been proven effective against a broad spectrum of microorganisms including viruses, bacteria, molds, and even spores.

SAFETY

UV-C can be safely used for a number of different applications. Because UV-C provides radiation, it is not safe to be in the room while disinfection is taking place. It presents a hazard to skin and eyes, so direct exposure is always to be avoided. UV-C is blocked by a number of materials, including glass (but not quartz glass) and most clear plastics, so it is possible to safely observe a system through a window. UV-C provides residue-free disinfection, so there are no dangerous residues to be wiped down or neutralized after the disinfection occurs.

BENEFITS

- Disinfection in minutes, which allows for extremely fast turnover times.
- Quick to learn and extremely easy to operate
- Unaffected by temperature, pressure, or humidity level.
- No sealing of doors, vents, or windows is necessary.
- The cost to run is very low, with a typical treatment under 2 cents.
- Requires little maintenance and upkeep.
- UV bulbs last thousands of hours at their peak output.




the TORCH and TORCH + Ideal for Room Disinfection

the TORCH and TORCH+ are inexpensive, easily transportable, powerful disinfection systems designed to provide a rapid and highly effective method to disinfect surfaces, components, and common touch points. The TORCH and TORCH+ contain eight high powered UV-C lamps to provide quick disinfection times. They plug into standard wall outlets and produce an efficient UV-C output of 12 mJ/minute (200 $\mu\text{W}/\text{cm}^2$) to get a calculated 99% reduction of harmful organisms in seconds and spores in minutes.

The TORCH+ features wireless tablet control and incorporates data logging of Parameters, UV Dosage, Operator Name, Room Number, as well as Time and Date. Run records are automatically emailed for documentation of the disinfection process as part of your Contamination Control program. ClorDiSys can also provide a weekly or monthly report generation service (optional).

**HIGH-LEVEL DISINFECTION WITHOUT THE
HIGH-LEVEL PRICE TAG**





the FLASHBOX and FLASHBOX-MINI

Ideal for Miscellaneous Small Items

The Flashbox and Flashbox-mini UV Disinfection Chambers are easy to use and provide a rapid and highly effective method to disinfect laptop and tablet computers, keyboards, phones, safety glasses, supplies, miscellaneous electronics and components. **A study completed by MIT in 2017 determined the Flashbox-mini was the most effective and consistent method for sanitizing smartphones.**

Both offer a calculated 99% reduction of bacteria in seconds and spores in minutes, disinfecting components without removing them from the room, which helps minimize the chance for cross-contamination. The Flashbox and Flashbox-mini both contain shelving to support items being disinfected and simply plug into any standard 120v wall outlet.



the LANTERN

Ideal for Closets & Small Spaces

The Lantern UV Disinfection System is an easily transportable UV-C generator. The Lantern can be used in both the upright and inverted positions such that it can be hung from railings or hooks. 99% bacterial kill in minutes and a 99% reduction of spores in under 5-10 minutes.


the FLASH TUNNEL

Ideal for Items Entering a Cleanroom

The Flash Tunnel is a UV Disinfection system providing a quick, chemical-free, liquid-free method of aseptically bringing equipment and supplies into a barrier facility. The Flash Tunnel can be customized to fit specific needs and requirements of any space.

Compared to Spray Tunnels:

- No more chemical changeouts
- No more chemical handling
- No more chemical storage
- No more chemical waste disposal
- No more chemical costs
- No more wet supplies



the FLASHBAR

Ideal for Custom Rooms

Turn any room into a quick and cost-effective disinfection room using our Flashbar UV lighting system. A custom design can be made using as many or as few units necessary for the desired application. Four high output UV-C bulbs are utilized to get optimal intensity for an efficient kill. A UV room provides effective disinfection of instrumentation, beds, tables, and tools.



the TORCH AIRE

Ideal for Any Laboratory or Research Setting

The TORCH Aire Disinfection Tower provides a rapid and highly effective method to disinfect room air. The TORCH Aire pulls air in and kills hazardous airborne organisms rather than solely trapping them like a HEPA filter, which requires decontamination upon disposal. The TORCH Aire utilizes shielded UV-C bulbs allowing around-the-clock operation even when people are present.



the FLASH-THRU

UV Pass-Through Chamber

The Flash-Thru provides a swift and highly effective method to disinfect equipment, tablet computers, laptops, keyboards, phones, electronics, instruments, and components to reduce the transfer of organisms. The Flash-Thru offers dual-door design to disinfect components in between an ordinary room and a clean room without any cross-contamination.



The Flash-Thru contains shelving to support the item(s) being disinfected. The disinfection chamber produces an efficient UVC output of 60 mJ/cm² every minute to get a calculated 99.9% reduction of bacteria in 10 seconds and spores in minutes.

BIOLOGICAL EFFICACY OF CHLORINE DIOXIDE

ClorDiSys' Chlorine Dioxide Gas is registered with the United States Environmental Protection Agency as a sterilizer. The U.S. EPA defines a sterilizer as able "to destroy or eliminate all forms of microbial life including fungi, viruses, and all forms of bacteria and their spores."

Below is a table of some of the more commonly seen organisms that chlorine dioxide has been proven to eliminate. **To date, no organism tested against CD Gas has proved resistant.**

PRODUCT: CSI CD CARTRIDGE	EPA REGISTRATION #: 80802-1
----------------------------------	------------------------------------

BACTERIA	VIRUSES	ALGAE, FUNGI, MOLD, & YEAST
<i>Blakeslea trispora</i> ²⁸	<i>Adenovirus Type 40</i> ⁶	
<i>Bordetella bronchiseptica</i> ⁸	<i>Calicivirus</i> ⁴²	<i>Alternaria alternata</i> ²⁶
<i>Brucella suis</i> ³⁰	<i>Canine Parvovirus</i> ⁸	<i>Aspergillus spp.</i> ^{12,28}
<i>Burkholderia spp.</i> ³⁶	<i>Coronavirus</i> ³	<i>Botrytis species</i> ³
<i>Campylobacter jejuni</i> ³⁹	<i>Feline Calici Virus</i> ³	<i>Candida spp.</i> ^{5,28}
<i>Clostridium botulinum</i> ³²	<i>Foot and Mouth disease</i> ⁸	<i>Chaetomium globosum</i> ⁷
<i>Clostridium difficile</i> ⁴⁴	<i>Hantavirus</i> ⁸	<i>Cladosporium cladosporioides</i> ⁷
<i>Corynebacterium bovis</i> ⁸	<i>Hepatitis A, B & C Virus</i> ^{3,8}	<i>Debaryomyces etchellsii</i> ²⁸
<i>Coxiella burneti (Q-fever)</i> ³⁵	<i>Human coronavirus</i> ⁸	<i>Eurotium spp.</i> ⁵
<i>E. coli spp.</i> ^{1,3,13}	<i>Human Immunodeficiency Virus</i> ³	<i>Fusarium solani</i> ³
<i>Erwinia carotovora (soft rot)</i> ²¹	<i>Human Rotavirus type 2 (HRV)</i> ¹⁵	<i>Lodderomyces elongisporus</i> ²⁸
<i>Franscicella tularensis</i> ³⁰	<i>Influenza A</i> ²²	<i>Mucor spp.</i> ²⁸
<i>Fusarium sambucinum (dry rot)</i> ²¹	<i>Minute Virus of Mouse (MVM-i)</i> ⁸	<i>Penicillium spp.</i> ^{3,5,7,28}
<i>Helicobacter pylori</i> ⁸	<i>Mouse Hepatitis Virus spp.</i> ⁸	<i>Phormidium boneri</i> ³
<i>Helminthosporium solani (silver scurf)</i> ²¹	<i>Mouse Parvovirus type 1 (MPV-1)</i> ⁸	<i>Pichia pastoris</i> ³
<i>Klebsiella pneumonia</i> ³	<i>Murine Parainfluenza Virus Type 1 (Sendai)</i> ⁸	<i>Poitrasia circinans</i> ²⁸
<i>Lactobacillus spp.</i> ^{1,5}	<i>Newcastle Disease Virus</i> ⁸	<i>Rhizopus oryzae</i> ²⁸
<i>Legionella spp.</i> ^{38,42}	<i>Norwalk Virus</i> ⁸	<i>Roridin A</i> ³³
<i>Leuconostoc spp.</i> ^{1,5}	<i>Poliovirus</i> ²⁰	<i>Saccharomyces cerevisiae</i> ³
<i>Listeria spp.</i> ^{1,19}	<i>Rotavirus</i> ³	<i>Stachybotrys chartarum</i> ⁷
<i>Methicillin-resistant Staphylococcus aureus</i> ³	<i>Severe Acute Respiratory Syndrome (SARS)</i> ⁴³	<i>Verrucar A</i> ³³
<i>Multi-Drug Resistant Salmonella typhimurium</i> ³	<i>Sialodscryoadenitis Virus</i> ⁸	PROTOZOA
<i>Mycobacterium spp.</i> ^{8,42}	<i>Simian rotavirus SA-11</i> ¹⁵	<i>Chironomid larvae</i> ²⁷
<i>Pediococcus acidilactici PH3</i> ¹	<i>Theiler's Mouse Encephalomyelitis Virus</i> ⁸	<i>Cryptosporidium</i> ³⁴
<i>Pseudomonas aeruginosa</i> ^{3,8}	<i>Vaccinia Virus</i> ¹⁰	<i>Cryptosporidium parvum Oocysts</i> ⁹
<i>Salmonella spp.</i> ^{1,2,4,8,13}	BACTERIAL SPORES	<i>Cyclospora cayetanensis Oocysts</i> ⁴¹
<i>Shigella</i> ³⁸		<i>Giardia</i> ³⁴
<i>Staphylococcus spp.</i> ^{1,23}	<i>Alicyclobacillus acidoterrestris</i> ¹⁷	OTHER
<i>Tuberculosis</i> ³	<i>Bacillus spp.</i> ^{10,11,12,14,30,31}	<i>Beta Lactams</i> ²⁹
<i>Vancomycin-resistant Enterococcus faecalis</i> ³	<i>Clostridium. sporogenes ATCC 19404</i> ¹²	<i>Amplicons</i> ⁴⁶
<i>Vibrio spp.</i> ³⁷	<i>Geobacillus stearothermophilus spp.</i> ^{11,31}	<i>Volatile organic compounds (VOCs)</i> ⁴⁷
<i>Yersinia spp.</i> ^{30,31,40}	<i>Bacillus thuringiensis</i> ¹⁸	<i>Biofilms</i> ⁴⁵

REFERENCES

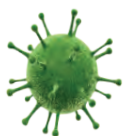
1. Selecting Surrogate Microorganism for Evaluation of Pathogens on Chlorine Dioxide Gas Treatment, Jeongmok Kim, Somi Koh, Arpan Bhagat, Arun K Bhunia and Richard H. Linton. Purdue University Center for Food Safety 2007 Annual Meeting October 30 - 31, 2007 at Forestry Center, West Lafayette, IN.
2. Decontamination of produce using chlorine dioxide gas treatment, Richard Linton, Philip Nelson, Bruce Applegate, David Gerrard, Yingchang Han and Travis Selby.
3. Chlorine Dioxide, Part I A Versatile, High-Value Sterilant for the Biopharmaceutical Industry, Barry Wintner, Anthony Contino, Gary O'Neill. BioProcess International DECEMBER 2005.
4. Chlorine Dioxide Gas Decontamination of Large Animal Hospital Intensive and Neonatal Care Units, Henry S. Luftman, Michael A. Regits, Paul Lorchheim, Mark A. Czarneski, Thomas Boyle, Helen Aceto, Barbara Dallap, Donald Munro, and Kym Faylor. Applied Biosafety, 11(3) pp. 144-154 © ABSA 2006
5. Efficacy of chlorine dioxide gas as a sanitizer for tanks used for aseptic juice storage, Y. Han, A. M. Guentert*, R. S. Smith, R. H. Linton and P. E. Nelson. Food Microbiology, 1999, 16, 53]61
6. Inactivation of Enteric Adenovirus and Feline Calicivirus by Chlorine Dioxide, Thurston-Enriquez, J.A., APPLIED AND ENVIRONMENTAL MICROBIOLOGY, June 2005, p. 3100–3105.
7. Effect of Chlorine Dioxide Gas on Fungi and Mycotoxins Associated with Sick Building Syndrome, S. C. Wilson,* C. Wu, L. A. Andriychuk, J. M. Martin, ... D. C. Straus. APPLIED AND ENVIRONMENTAL MICROBIOLOGY, Sept. 2005, p. 5399–5403.
8. BASF Aseptrol Label
9. Effects of Ozone, Chlorine Dioxide, Chlorine, and Monochloramine on *Cryptosporidium parvum* Oocyst Viability, D. G. KORICH, J. R. MEAD, M. S. MADORE, N. A. SINCLAIR, AND C. R. STERLING. APPLIED AND ENVIRONMENTAL MICROBIOLOGY, May 1990, p. 1423-1428.
10. NHRSC's Systematic Decontamination Studies, Shawn P. Ryan, Joe Wood, G. Blair Martin, Vipin K. Rastogi (ECBC), Harry Stone (Battelle). 2007 Workshop on Decontamination, Cleanup, and Associated Issues for Sites Contaminated with Chemical, Biological, or Radiological Materials Sheraton Imperial Hotel, Research Triangle Park, North Carolina June 21, 2007.
11. Validation of Pharmaceutical Processes 3rd edition, edited by Aalloco James, Carleton Frederick J. Informa Healthcare USA, Inc., 2008, p267
12. Chlorine dioxide gas sterilization under square-wave conditions. Appl. Environ. Microbiol. 56: 514-519 1990. Jeng, D. K. and Woodworth, A. G.
13. Inactivation kinetics of inoculated *Escherichia coli* O157:H7 and *Salmonella enterica* on lettuce by chlorine dioxide gas. Food Microbiology Volume 25, Issue 2, February 2008, Pages 244-252, Barakat S. M. Mahmoud and R. H. Linton.
14. Determination of the Efficacy of Two Building Decontamination Strategies by Surface Sampling with Culture and Quantitative PCR Analysis. APPLIED AND ENVIRONMENTAL MICROBIOLOGY, Aug. 2004, p. 4740–4747. Mark P. Buttner, Patricia Cruz, Linda D. Stetzenbach, Amy K. Klima-Comba, Vanessa L. Stevens, and Tracy D. Cronin
15. Inactivation of Human and Simian Rotaviruses by Chlorine Dioxide. APPLIED AND ENVIRONMENTAL MICROBIOLOGY, May 1990, p. 1363-1366. YU-SHIAW CHEN AND JAMES M. VAUGHN
16. Information obtained from CSI internal testing with Pharmaceutical customer: May 2006 Pages 364-368
17. Efficacy of chlorine dioxide gas against *Alicyclobacillus acidoterrestris* spores on apple surfaces, Sun-Young Lee, Genisis Iris Dancer, Su-sen Chang, Min-Suk Rhee and Dong-Hyun Kang, International Journal of Food Microbiology, Volume 108, issue 3, May 2006 Pages 364-368
18. Decontamination of *Bacillus thuringiensis* spores on selected surfaces by chlorine dioxide gas, Han Y, Applegate B, Linton RH, Nelson PE. J Environ Health. 2003 Nov;66(4):16-21.
19. Decontamination of Strawberries Using Batch and Continuous Chlorine Dioxide Gas Treatments, Y Han, T.L. Selby, K.K. Schultze, PE Nelson, RH Linton. Journal of Food Protection, Vol 67, NO 12, 2004.
20. Mechanisms of Inactivation of Poliovirus by Chlorine Dioxide and Iodine, MARIA E. ALVAREZ AND R. T. O'BRIEN, APPLIED AND ENVIRONMENTAL MICROBIOLOGY, Nov. 1982, p. 1064-1071
21. The Use of Chlorine Dioxide in potato storage, NORA OLSEN, GALE KLEINKOPF, GARY SECOR, LYNN WOODDELL, AND PHIL NOLTE, University of Idaho, BUL 825.
22. Protective effect of low-concentration chlorine dioxide gas against influenza A virus infection Norio Ogata and Takashi Shibata Journal of General Virology (2008), 89, 60–67
23. Preparation and evaluation of novel solid chlorine dioxide-based disinfectant powder in single-pack Zhu M, Zhang LS, Pei XF, Xu X. Biomed Environ Sci. 2008 Apr;21(2):157-62.
24. Chlorine dioxide oxidation of dihydronicotinamide adenine dinucleotide (NADH), Bakhmutova-Albert EV, et al. Inorg Chem. 2008 Mar 17;47(6):2205-11. Epub 2008 Feb 16.
25. Oxidative elimination of cyanotoxins: comparison of ozone, chlorine, chlorine dioxide and permanganate, Rodríguez E, Water Res. 2007 Aug;41(15):3381-93. Epub 2007 Jun 20.
26. Inhibition of hyphal growth of the fungus *Alternaria alternata* by chlorine dioxide gas at very low concentrations, Morino H, Matsubara A, ... Yakugaku Zasshi. 2007 Apr;127(4):773-7. Japanese.
27. Inactivation of Chironomid larvae with chlorine dioxide, Sun XB, Cui FY, Zhang JS, Xu F, Liu LJ., J Hazard Mater. 2007 Apr 2;142(1-2):348-53. Epub 2006 Aug 18.
28. Information obtained from CSI decontamination at Pharmaceutical facility.
29. Information obtained from CSI beta-lactam inactivation at Pharmaceutical facility.
30. Decontamination of Surfaces Contaminated with Biological Agents using Fumigant Technologies, S Ryan, J Wood, 2008 Workshop on Decontamination, Cleanup, and Associated Issues for Sites Contaminated with Chemical, Biological, or Radiological Materials Sheraton Imperial Hotel, Research Triangle Park, North Carolina September 24, 2008.
31. Sporocidal Action of CD and VPHP Against Avirulent *Bacillus anthracis* – Effect of Organic Bio-Burden and Titer Challenge Level, Vipin K. Rastogi, Lanie Wallace & Lisa Smith, 2008 Workshop on Decontamination, Cleanup, and Associated Issues for Sites Contaminated with Chemical, Biological, or Radiological Materials Sheraton Imperial Hotel, Research Triangle Park, NC 2008 Sept 25.
32. *Clostridium Botulinum*, ESR Ltd, May 2001.
33. Efficacy of Chlorine Dioxide as a Gas and in Solution in the Inactivation of Two Trichothecene Mycotoxins, S. C. Wilson, T. L. Brasel, J. M. Martin, C. Wu, L. Andriychuk, D. R. Douglas, L. Cobos, D. C. Straus, International Journal of Toxicology, Volume 24, Issue 3 May 2005, pages 181 – 186.
34. Guidelines for Drinking-water Quality, World Health Organization, pg 140.
35. Division of Animal Resources Agent Summary Sheet, M. Huerkamp, June 30, 2003.
36. NRT Quick Reference Guide: Glanders and Melioidosis
37. Seasonal Occurrence of the Pathogenic *Vibrio* sp. of the Disease of Sea Urchin *Strongylocentrotus intermedius* Occurring at Low Water Temperatures and the Prevention Methods of the Disease, K. TAJIMA, K. TAKEUCHI, M. TAKAHATA, M. HASEGAWA, S. WATANABE, M. IQBAL, Y. EZURA, Nippon Suisan Gakkaishi VOL.66;NO.5;PAGE.799-804(2000).
38. Biocidal Efficacy of Chlorine Dioxide, TF-249, Nalco Company, 2008.
39. Sensitivity Of *Listeria monocytogenes*, *Campylobacter jejuni* And *Escherichia coli* Stec To Sublethal Bactericidal Treatments And Development Of Increased Resistance After Repetitive Cycles Of Inactivation, N. Smigic, A. Rajkovic, H. Medic, M. Uyttendaele, F. Devlieghere, Oral presentation. FoodMicro 2008, September 1st – September 4th, 2008, Aberdeen, Scotland.
40. Susceptibility of chemostat-grown *Yersinia enterocolitica* and *Klebsiella pneumoniae* to chlorine dioxide, M S Harakeh, J D Berg, J C Hoff, and A Matin, Appl Environ Microbiol. 1985 January; 49(1): 69– 72.
41. Efficacy of Gaseous Chlorine Dioxide as a Sanitizer against *Cryptosporidium parvum*, *Cyclospora cayetanensis*, and *Encephalitozoon intestinalis* on Produce, Y. Ortega, A. Mann, M. Torres, V. Cama, Journal of Food Protection, Volume 71, Number 12, December 2008, pp. 2410-2414.
42. Inactivation of Waterborne Emerging Pathogens by Selected Disinfectants, J. Jacangelo, pg 23.
43. SARS Fact Sheet, National Agricultural Biosecurity Center, Kansas State University.
44. High sporocidal activity using dissolved chlorine dioxide (SanDes) on different surface materials contaminated by *Clostridium difficile* spores, Andersson J., Sjöberg M., Sjöberg L., Unemo M., Noren T. Oral presentation. 19th European Congress of Clinical Microbiology and Infectious Diseases, Helsinki, Finland, 16 - 19 May 2009.
45. Inactivation of *Listeria monocytogenes* on ready-to-eat food processing equipment by chlorine dioxide gas, Trinetta, V., et al. Food Control, Vol 26, 2012
46. Exposure to chlorine dioxide gas for 4 hours renders *Syphacia ova* nonviable, Czarra, J.A., et al. Journal of the American Association for Laboratory Animal Science. 2014 4 Jul; 53(4): 364-367
47. Hu, Cheng (2017). Modeling reaction kinetics of chlorine dioxide and volatile organic compounds with artificial neural networks, December 2003.



Microbial Decontamination Products and Services



Our gaseous chlorine dioxide decontamination technology provides:



A rapid sterilant effective against bacteria, viruses, molds, yeasts, spores, pinworm eggs, beta lactams, amplicons, MMV, and more



Excellent distribution into hard to reach areas while being the safest method available



Reliable decontamination due to superior process control

OVER 15 YEARS OF PROVIDING THE SAFEST & MOST EFFECTIVE DECONTAMINATION SOLUTIONS AVAILABLE

ClorDiSys Solutions, Inc is a worldwide leader in decontamination and contamination control.



Founded in 2001, we utilize the most effective method of decontamination available, chlorine dioxide gas. Our chlorine dioxide gas decontamination process was developed in the pharmaceutical industry by Johnson and Johnson™, where our founders were part of the development team. Keeping the same high standards for purity, quality, and efficacy, ClorDiSys provides clients a solution for operating cleaner and safer than ever before by eliminating pathogens from the hardest to reach locations by leaving them no room to hide.